

DWM-530-T 4G M2M Router



Key Features



Dual-SIM Failover



VPN Security



Eth and 4G Failover



SMS Event Management



Industrial Grade Design



Management Platform

Applications

- Store and Shop
- Remote Branch
- Smart Bus Stop
- Popup and Booth

The DWM-530-T 4G M2M Router delivers LTE Cat 4 capability. It is equipped with Four Fast Ethernet ports, one of which can be configured as an Ethernet WAN. This allows easy switching between broadband and 4G LTE. Additionally, Wi-Fi N300 connectivity is provided, making it suitable for a wide range of M2M applications.

M2M Network

The DWM-530-T 4G cellular router is expertly designed for Machine to Machine (M2M) networks, providing stable 4G connectivity for efficient operations in remote environments. With multiple Ethernet ports for multiple devices, reducing the need for external switches and lowering costs. Embedded Wi-Fi technology that technicians run remote maintenance, eliminating the need for physical disassembly and significantly reducing maintenance expenses. Additionally, the remote management platform D-ECS enables smart diagnostics of devices, minimizing the need for onsite personnel and further cutting operational costs.

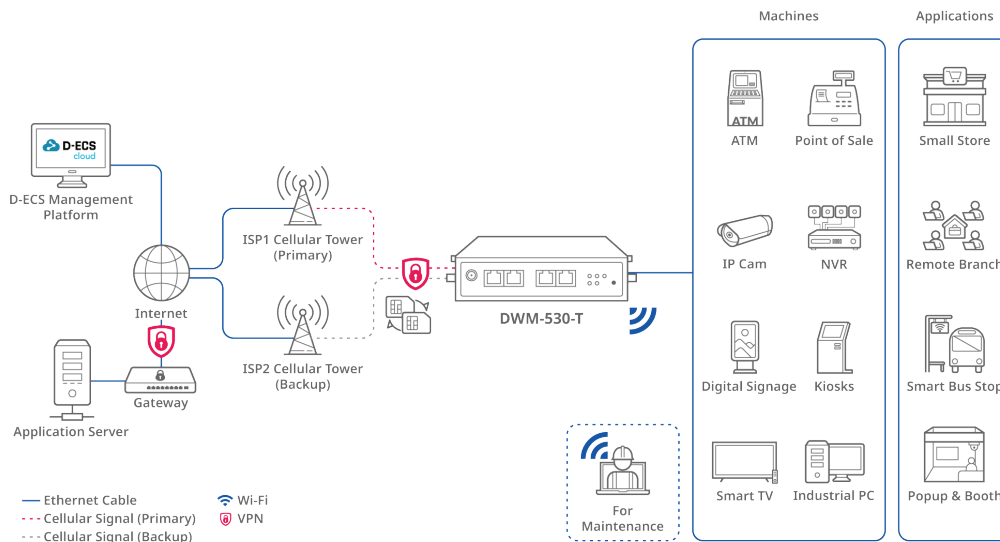
Superior Connection Capability

The DWM-530-T provides a backup connection in case of disruptions, ensuring stable connectivity via the auto-failover feature, and offers multiple WAN switching options to maintain superb connectivity. The failover capabilities across dual SIM cards and between 4G and Ethernet WAN connections ensure seamless service without interruptions. The device is equipped with multiple VPN protocols including IPSec, OpenVPN, PPTP, L2TP, and GRE. These VPN features enhance security by facilitating encrypted connections, offering versatile tunneling options, and enabling secure remote access. Whether for data protection, creating secure tunnels for remote work, or connecting multiple sites, these VPN capabilities ensure that your network remains secure and flexible.

Suitable for Harsh Environments

DWM-530-T is designed to withstand harsh environments with its metal casing ensuring durability and operates within a broad temperature range from -30 to 70°C. It supports wide input voltage range of DC 9-36 V. Additionally, the model features built-in Network Address Translation (NAT) and bridge mode, simplifying network setup while enhancing security and interconnectivity.

Connection Diagram



Specifications

Device Interface

- Cellular: 4G LTE Cat 4
- SIM Slot: 2 x SIM (Micro SIM) with auto failover
- Ethernet: 1 x FE WAN/LAN port, 3 x FE LAN ports
- Wi-Fi: Wi-Fi 4 N300 (2.4 GHz)
- GNSS: GPS/GLONASS
- Log Storage: Micro SD slot
- Power Input: DC 9-36 V terminal block
- Antenna Connectors: 2 x SMA (F) cellular, 2 x SMA (RP-F) Wi-Fi, 1 x SMA (F) GPS

Performance¹

- Maximum Cellular Data Throughput:
 - LTE: 150 Mbps (DL) / 50 Mbps (UL)
- Maximum Wi-Fi Data Rate:
 - 2.4 GHz: Up to 300 Mbps

WAN

- WAN Interface: Cellular, Ether-WAN, Wi-Fi
- Multi-WAN Function: Failover, load balance
- Cellular: NAT, bridge
- Ether-WAN: Dynamic IP, static IP, PPPoE, PPTP, L2TP
- Connection Monitoring: Ping/DNS query reboot

Network

- LAN & VLAN: DHCP server/relay, port/tag-based VLAN
- Routing: Static, dynamic RIPv1/v2, OSPF, BGP
- DDNS: DynDNS, No-IP, dynamic DO

Wi-Fi

- Function: Multi SSID, WIDS, AP router mode
- Security: WPA/WPA2, WPA2-PSK, WPA-PSK/WPA2-PSK, 802.1x
- Encryption: WEP, AES, TKIP/AES

Services

- Cellular Toolkit: Data usage, SMS, SIM PIN, network scan
- Event Management: SMS, e-mail

VPN

- VPN Tunnel: IPSec, OpenVPN, PPTP, L2TP, GRE
- VPN Pass Through: IPSec, PPTP, L2TP

Security

- Firewall: SPI firewall, IPS, port forward
- Access Control: MAC/IP filter, URL blocking

Administration

- Management: SNMPv1/2/3, D-Link D-ECS²
- Maintenance: Web UI, diagnostic tools via ping/tracert
- System: FW upgrade, backup and restore config, reboot and reset
- Logging: System log, external syslog server

Monitoring

- Device Status: CPU/memory usage, WAN status, client list
- Cellular Status: IMSI, ICCID, operator, connection state, connected band, RSSI, SINR, RSRP, RSRQ, LAC, TAC, cell ID, MCC, MNC
- Security: VPN status, firewall status
- Statistics and Reports: Cellular signal, cellular usage

Operating Environment

- Operating Temperature: -30 to 70°C (-22°F to 158°F)
- Storage Temperature: -40 to 85°C (-40°F to 185°F)
- Operating Humidity: 10% to 95% non-condensing
- Storage Humidity: 0 to 95% non-condensing
- Dimensions: 131 x 99 x 31 mm

Certifications and Approvals

- Certifications: CE, UKCA
- Cyber Security: EN 18031-1, EN 18031-2, EN 303645

Package Contents (Standard)

- 2 x Cellular SMA Antennas
- 2 x Wi-Fi RP-SMA Antennas
- 1 x RJ-45 Cable
- 1 x Power Adapter
- 1 x Terminal Block (2-pin)
- 2 x DIN-Rail Kit

Available Versions


EU SKU (HW: A1)

4G LTE	FDD: B1/B3/B7/B8/B20/B28A
	TDD: B38/B40/B41


- Data rates are theoretical. Data transfer rate depends on network capacity and signal strength.
- You only have to pay a M2M device license fee when applying for D-ECS license.

Hardware

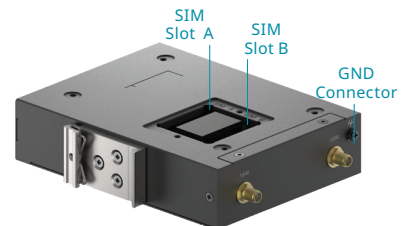
Front View



Side View



Bottom View

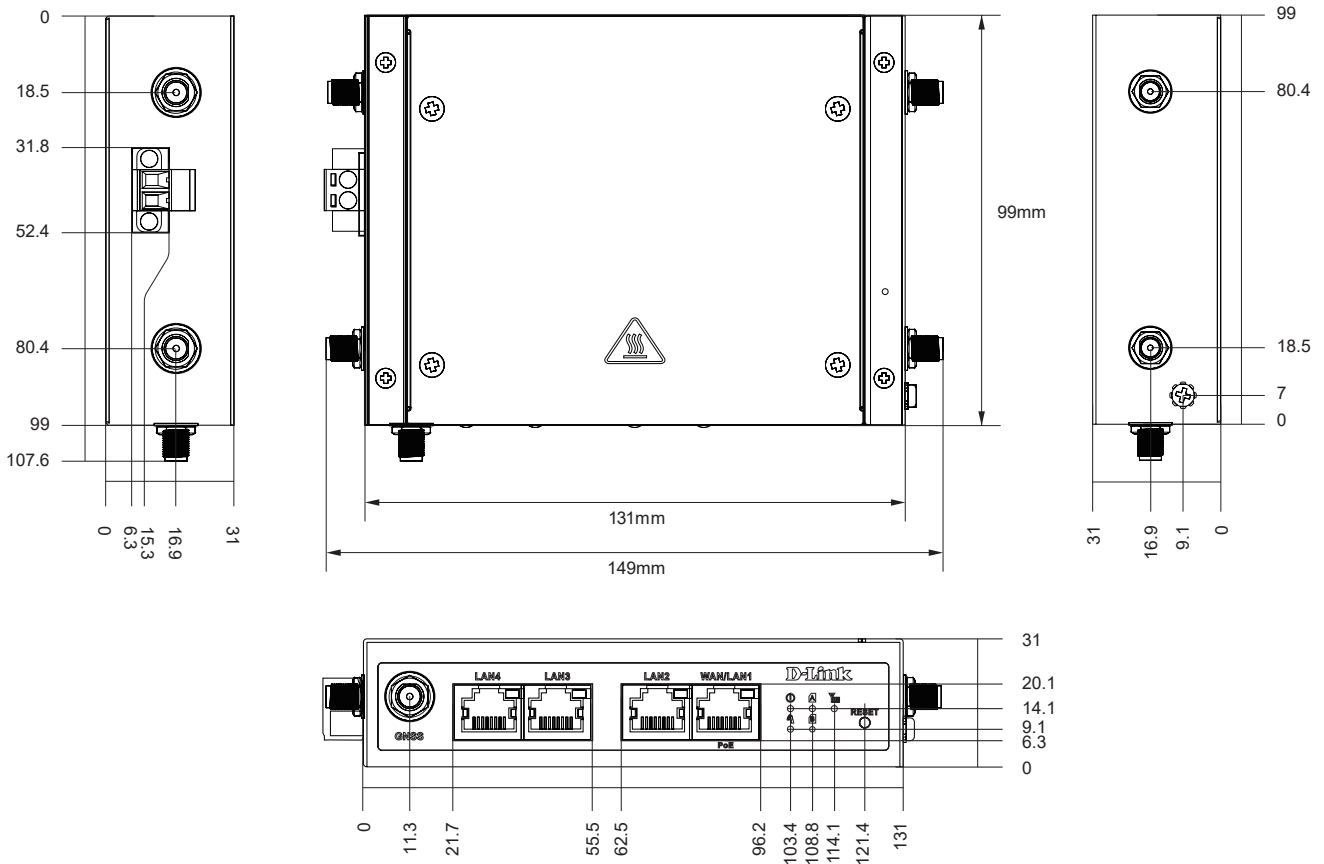


Actual performances may vary due to settings, cabling, temperature, network configuration, interface, device compatibility, environmental and on-site conditions, and other similar factors. References to power capability, signal or processing speed, signal range or distance, data encryption, storage capacity, display properties, or other performance metrics are based on optimal conditions derived from industry standards and provided for informational purposes only. Specifications may be subject to change without prior notice.

Spatial Measurement

The following diagrams provide the product's physical dimensions measured from top, front, left, and right views for installation and integration reference.

Unit: mm



Mounting Space Requirements

